


Spec Sheet



**H200 HIGH PRESSURE METAL PUMP**

**25 mm (1") Pump**  
**Maximum Flow Rate:**  
**94 LPM (25 GPM)**



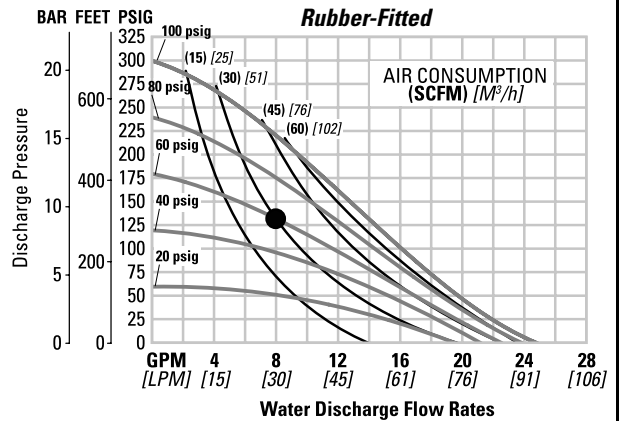
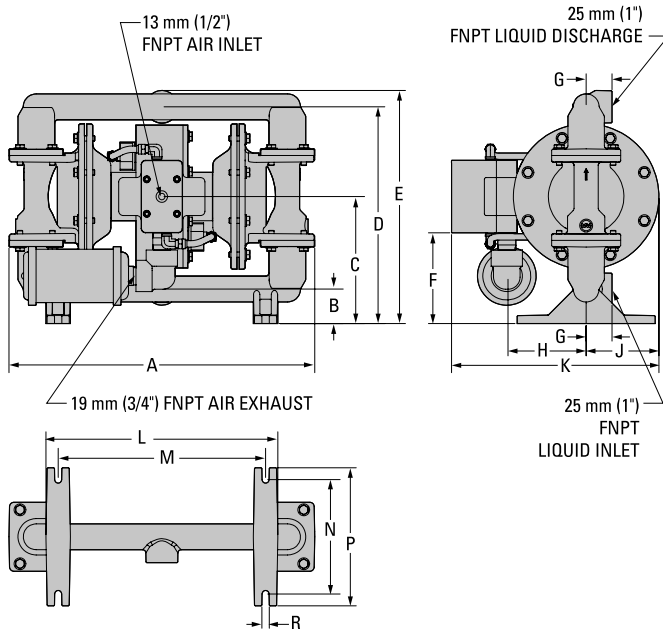
**PUMP DATA**

**Specifications:**  
Height: 343 mm (13.5")  
Width: 450 mm (17.7")  
Depth: 305 mm (12.0")  
Est. Ship Weight: Ductile Iron  
38kg (84 lbs.)  
Air Inlet: 13 mm (1/2" FNPT)  
Liquid Inlet: 25 mm (1")  
Liquid Outlet: 25 mm (1")

**Temperature Limits:**  
Nylon -17.8°C to 93.3°C 0°F to 200°F  
Neoprene -17.8°C to 93.3°C 0°F to 200°F  
Buna-N -12.2°C to 82.2°C 10°F to 180°F  
Nordel® -51.1°C to 137.8°C -60°F to 280°F  
Viton® -40°C to 176.7°C -40°F to 350°F  
Wil-Flex™ -40°C to 107.2°C -40°F to 225°F  
Polyurethane 12.2°C to 65.6°C 10°F to 150°F  
Saniflex™ -28.9°C to 104.4°C -20°F to 220°F  
PTFE -28.9°C to 148.9°C -20°F to 300°F

**PERFORMANCE**

Max. Flow Rate: 94 lpm (25 gpm)  
Max. Inlet Pressure: 6.9 bar (100 psig)  
Max. Solids Passage: 6.4 mm (1/4")  
Max. Suction Lift (wet): 8.99 m Dry (29.5')  
(dry): 2.77 m Wet (9.1')



ITEM	METRIC (mm)	STANDARD (inch)	ITEM	METRIC (mm)	STANDARD (inch)
A	450	17.7	J	107	4.2
B	51	2.0	K	305	12.0
C	188	7.4	L	340	13.4
D	320	12.6	M	295	11.6
E	343	13.5	N	168	6.6
F	135	5.3	P	203	8.0
G	38	1.5	R	10	0.4
H	114	4.5			